

### DSE Key Index Ended Slightly Lower With Decreasing Turnover

Index	Mkt.	Today	Yesterday	Change%
DSEX	(DSE)	4,826	4,831	-0.10%
DSE30	(DSE)	1,854	1,860	-0.34%
CSE30	(CSE)	12,028	12,091	-0.51%
TO/MCAP (mn)	Mkt.	Today	Yesterday	Change%
Turnover	(DSE)	2,932	3,031	-3.28%
Turnover	(CSE)	124.7	45.2	175.89%
MCAP	(DSE)	6,782,266	6,758,666	0.35%
A/D (DSE)	Mkt.	Today	Yesterday	Change%
Advance	(DSE)	161	69	133.33%
Decline	(DSE)	157	254	-38.19%



Earnings	2025	2024	% Change
EPGL: Q1	-3.08	-1.85	66%
FUWANGCER: Q1	0.03	0.07	-57%
EASTRN LUB: Q1	15.68	5.57	182%
UPGDCL: Q1	4.94	7.13	-31%
APEXFOODS: Q1	2.51	2.2	14%
KOHINOOR: Q1	4.51	3.38	33%
IDLC: Q3	1.55	1.15	35%
EBL: Q3	1.46	0.88	65.91%
GHCL: Q1	-0.85	-1.1	-22.73%

Corporate News	Record Dt.	AGM Dt.	Dividend	EPS
GPHISPAT	23.12.2025	31.12.2025	5% C	-0.51
CONFIDCEM	25.11.2025	28.12.2025	10% C	11.23
RDFOOD	07.12.2025	22.12.2025	1% C	0.61
MONOSPOOL	23.11.2025	29.12.2025	5% C & 15% S	3.76
PADMAOIL	27.11.2025	03.01.2026	160% C	57.3
EASTRN LUB	22.12.2025	31.01.2026	80% C	43.18

Top Turnover	CLP	YCP	Value (mn)
RAHIMAFOD	149.30	138.3	126.451
DOMINAGE	28.90	28.9	119.563
SIMTEX	21.70	20.9	78.184
FINEFOODS	380.10	379	73.397
CITYGENINS	80.00	79.8	69.293
MONNOFABR	21.60	21.4	65.099
BSC	104.70	104.3	56.756
LOVELLO	67.80	68	52.475
EASTRN LUB	2,501.50	2504.3	51.651
ANWARGALV	88.40	85.4	47.322

Top Gainer	CLP	YCP	% Change
RAHIMTEXT	212.3	193.00	10.00
RAHIMAFOD	149.3	138.30	7.95
DSHGARME	114.7	108.40	5.81
RUNNERAUTO	35.6	33.80	5.33
BPPL	14.8	14.10	4.96
DOREENPWR	28.3	27.00	4.81
GHAIL	10.9	10.40	4.81
TIUL	43.7	41.70	4.80
DBH1STMF	7.1	6.80	4.41
KTL	11.9	11.40	4.39

Top Loser	CLP	YCP	% Change
FAMILYTEX	1.10	1.20	-8.33
METROSPIN	8.00	8.60	-6.98
BAYLEASING	2.70	2.90	-6.90
CAPMBDBLMF	10.60	11.30	-6.19
BIFC	1.70	1.80	-5.56
EBL1STMF	3.40	3.60	-5.56
ICBAMCL2ND	5.10	5.40	-5.56
AZIZPIPES	41.90	44.30	-5.42
PDL	4.30	4.50	-4.44
CNATEX	2.20	2.30	-4.35

Call Money	USD	GB-POUND	EURO
11.00% - 9.80%	122.3000	163.5762	143.1888

### Sunday, 21 December 2025

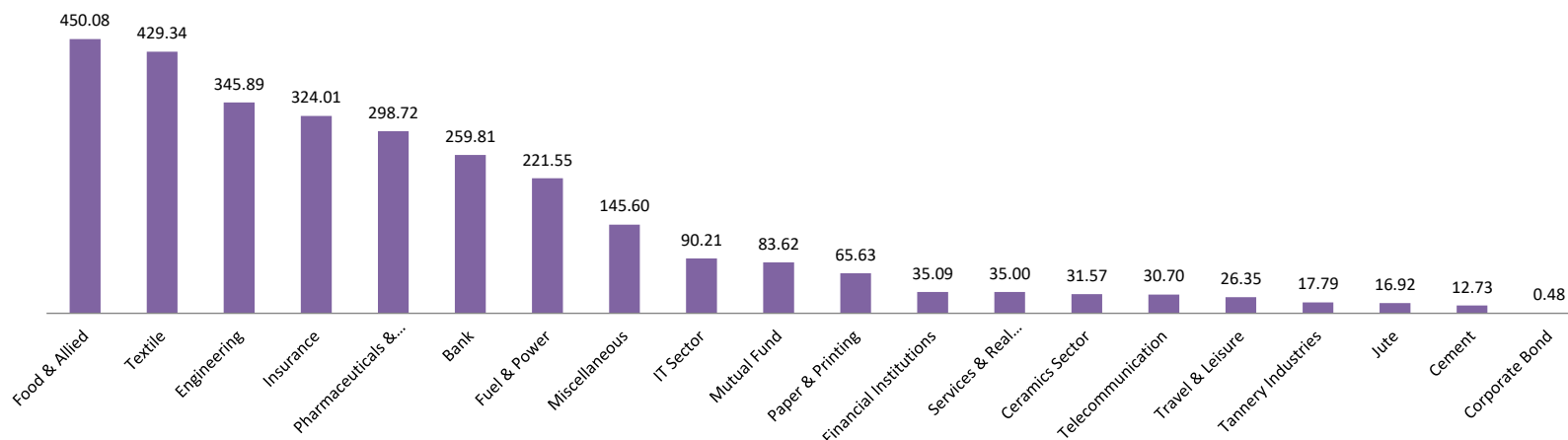
Sector Performance	TO Today (mn)	TO Contribn. %	TO Yesterday (mn)	TO Changes %
Food & Allied	450.1	15.41%	421.97	6.66%
Textile	429.3	14.70%	471.70	-8.98%
Engineering	345.9	11.84%	311.13	11.17%
Insurance	324.0	11.09%	261.60	23.86%
Pharmaceuticals & Chemicals	298.7	10.23%	356.77	-16.27%
Bank	259.8	8.89%	282.23	-7.94%
Fuel & Power	221.6	7.58%	189.99	16.61%
Miscellaneous	145.6	4.98%	220.32	-33.91%
IT Sector	90.2	3.09%	104.71	-13.85%
Mutual Fund	83.6	2.86%	87.55	-4.49%
Paper & Printing	65.6	2.25%	71.68	-8.44%
Financial Institutions	35.1	1.20%	24.71	42.01%
Services & Real Estate	35.0	1.20%	37.48	-6.62%
Ceramics Sector	31.6	1.08%	33.15	-4.77%
Telecommunication	30.7	1.05%	32.75	-6.26%
Travel & Leisure	26.4	0.90%	17.52	50.40%
Tannery Industries	17.8	0.61%	13.00	36.85%
Jute	16.9	0.58%	14.62	15.73%
Cement	12.7	0.44%	13.72	-7.22%
Corporate Bond	0.5	0.02%	0.89	-46.07%
<b>Total</b>		<b>100.00%</b>		

BLOCK TRADE (Top 9)				
Code	Qty.	Max Price	Min Price	Value (mn)
BRACBANK	1,200,000	63.9	63.9	76.68
LOVELLO	509,000	74.8	65	33.63
RENATA	50,000	397.6	397.6	19.88
ASIATICLAB	276,999	53.2	50	14.20
GQBALLPEN	23,900	406	406	9.70
CITYGENINS	96,350	80.1	72.5	7.03
SONALILIFE	91,602	65.5	65.5	6.00
DBH1STMF	635,000	7.1	7.1	4.51
SALVO	96,824	32.6	31	3.08

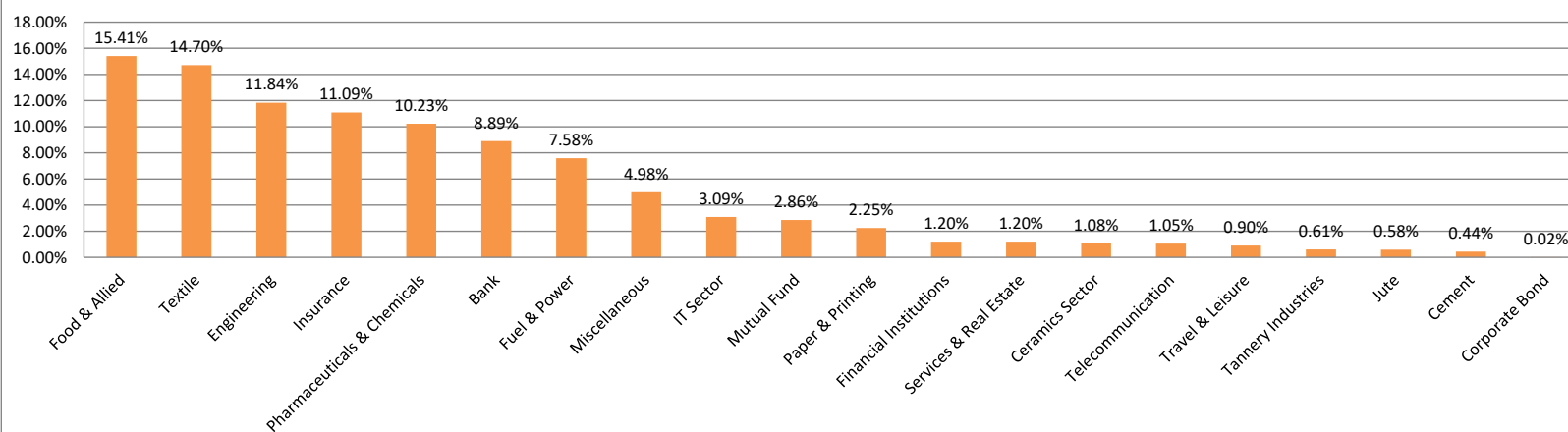
Company Name	Type	Sub. Open	Sub. Close	Min. Subscription

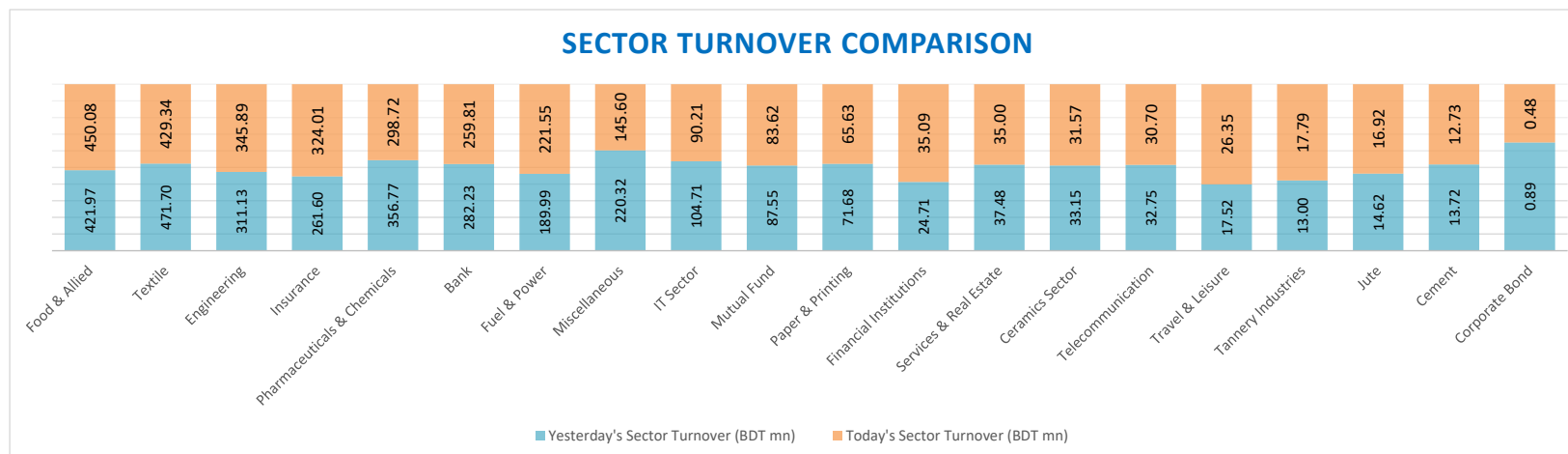
### Today's Sector Turnover (BDT mn)

■ Today's Sector Turnover (BDT mn)



### Today's Sector Turnover Contribution (%)





### DSE KEY INDEX



### **Important News In Brief**

1. Readymade garment (RMG) companies are among the major targets for new listings to help the secondary market grow, but they have not been offered any incentives to go public.  
\*Source: <https://thefinancialexpress.com.bd/stock/bangladesh/lack-of-tax-incentives-deters-rmg-firms-from-going-public>
2. Bangladesh Bank (BB) has taken initiatives to develop Cox's Bazar as the country's first cashless district, said BB Governor Ahsan H Mansur yesterday (20 December).  
\*Source: <https://www.thedailystar.net/business/news/bangladesh-bank-plans-develop-coxs-bazar-first-cashless-district-governor-4062996>
3. Chattogram customs house, the country's largest revenue-collecting entity, posted a 9% year-on-year rise in revenue in the first five months of the current fiscal year, but still fell short of its target.  
\*Source: <https://www.thedailystar.net/business/economy/news/ctg-customs-jul-nov-revenue-jumps-9-misses-target-4062781>
4. Foreign investors pulled more money out of the stock market in the first four months of fiscal year (FY) 2025-26, as political uncertainty made them cautious about putting fresh funds into shares.  
\*Source: <https://www.thedailystar.net/business/economy/news/foreign-stock-investors-keep-pulling-out-funds-4062791>

### **Disclaimer:**

This document ("the Report") is published by EBL Investments Limited (EBLIL) for information only of its clients. All information and analysis in this Report have been compiled from and analyzed on the basis of EBLIL's own research of publicly available documentation and information. EBLIL has prepared the Report solely for informational purposes and consistent with Rules and regulations of BSEC. The information provided in the Report is not intended to, and does not encompass all the factors to be considered in a best execution analysis and related order routing determinations. EBLIL does not represent, warrant, or guarantee that the Report is accurate. EBLIL disclaims liability for any direct, indirect, punitive, special, consequential, or incidental damages related to the Reports or the use of the Report. The Report does not endorse or recommend any particular security or market participant.

\*Source: [DSE Website](#)  
[CSE Website](#)  
[www.amarstock.com](http://www.amarstock.com)  
[Bangladesh Bank Website](#)