

DSE Key Index Ended Slightly Lower With Decreasing Turnover

Index	Mkt.	Today	Yesterday	Change%
DSEX	(DSE)	4,933	4,964	-0.62%
DSE30	(DSE)	1,891	1,903	-0.62%
CSE30	(CSE)	12,259	12,307	-0.39%
TO/MCAP (mn)	Mkt.	Today	Yesterday	Change%
Turnover	(DSE)	4,575	4,638	-1.35%
Turnover	(CSE)	124.1	135.1	-8.15%
MCAP	(DSE)	6,835,935	6,863,682	-0.40%
A/D (DSE)	Mkt.	Today	Yesterday	Change%
Advance	(DSE)	79	262	-69.85%
Decline	(DSE)	249	64	289.06%



Earnings	2025	2024	% Change
EPGL: Q1	-3.08	-1.85	66%
FUWANGCER: Q1	0.03	0.07	-57%
EASTRNLU: Q1	15.68	5.57	182%
UPGDCL: Q1	4.94	7.13	-31%
APEXFOODS: Q1	2.51	2.2	14%
KOHINOOR: Q1	4.51	3.38	33%
IDLC: Q3	1.55	1.15	35%
EBL: Q3	1.46	0.88	65.91%
GHCL: Q1	-0.85	-1.1	-22.73%

Corporate News	Record Dt.	AGM Dt.	Dividend	EPS
GPHISPAT	23.12.2025	31.12.2025	5% C	-0.51
CONFIDCEM	25.11.2025	28.12.2025	10% C	11.23
RDFOOD	07.12.2025	22.12.2025	1% C	0.61
MONOSPOOL	23.11.2025	29.12.2025	5% C & 15% S	3.76
PADMAOIL	27.11.2025	03.01.2026	160% C	57.3
EASTRNLU	22.12.2025	31.01.2026	80% C	43.18

Top Turnover	CLP	YCP	Value (mn)
ORIONINFU	377.70	372.2	147.453
LOVELLO	72.00	70.8	126.423
MONNOFABR	22.10	22.7	124.301
ASIATICLAB	55.00	56.5	102.842
FINEFOODS	367.10	368	98.425
DOMINAGE	27.60	28.3	94.392
ACMEPL	16.90	17.5	88.212
SIMTEX	22.40	23.1	85.954
RAHIMAFOOD	144.20	138.3	81.782
KBPPWBIL	54.80	56.5	78.438
Top Gainer	CLP	YCP	% Change
1STPRIMFMF	20.9	19.00	10.00
BANGAS	124.8	113.50	9.96
RELIANCE1	14.9	13.60	9.56
APEXTANRY	61.1	57.60	6.08
DSHGARME	116.1	109.50	6.03
CAPMIBBLMF	7.2	6.80	5.88
GQBALLPEN	459.4	435.80	5.42
BDAUTOCA	133.9	127.60	4.94
DBH1STMF	6.6	6.30	4.76
RAHIMAFOOD	144.2	138.30	4.27

Top Loser	CLP	YCP	% Change
ZEALBANGLA	154.50	171.60	-9.97
FASFIN	0.73	0.81	-9.88
USMANIAGL	33.40	36.80	-9.24
NORTHERN	102.50	111.70	-8.24
SHYAMPSUG	186.40	202.50	-7.95
MEGCONMILK	14.20	15.40	-7.79
RENWICKIA	558.00	603.20	-7.49
PREMIERLEA	0.64	0.69	-7.25
FAREASTFIN	0.65	0.70	-7.14
PHOENIXFIN	2.70	2.90	-6.90

Call Money	USD	GB-POUND	EURO
11.00% - 9.80%	122.2853	163.4238	143.5215

Sunday, 14 December 2025

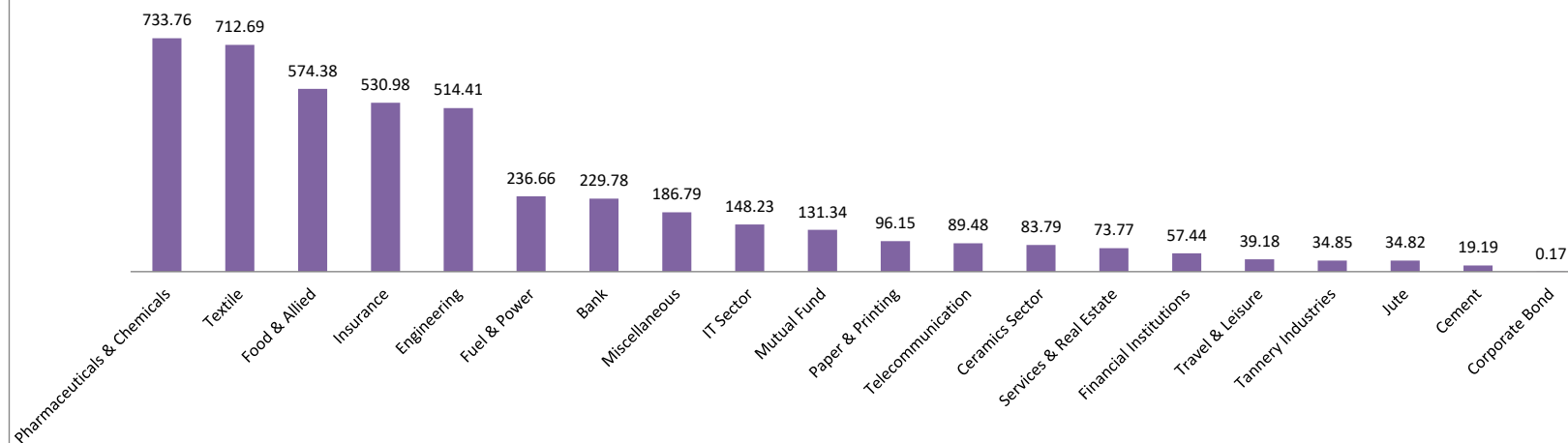
Sector Performance	TO Today (mn)	TO Contribn. %	TO Yesterday (mn)	TO Changes %
Pharmaceuticals & Chemicals	733.8	16.21%	604.43	21.40%
Textile	712.7	15.74%	666.14	6.99%
Food & Allied	574.4	12.69%	520.03	10.45%
Insurance	531.0	11.73%	601.45	-11.72%
Engineering	514.4	11.36%	596.56	-13.77%
Fuel & Power	236.7	5.23%	325.73	-27.34%
Bank	229.8	5.07%	266.36	-13.73%
Miscellaneous	186.8	4.13%	259.37	-27.98%
IT Sector	148.2	3.27%	173.80	-14.71%
Mutual Fund	131.3	2.90%	60.28	117.88%
Paper & Printing	96.2	2.12%	96.19	-0.04%
Telecommunication	89.5	1.98%	117.11	-23.59%
Ceramics Sector	83.8	1.85%	75.44	11.07%
Services & Real Estate	73.8	1.63%	69.36	6.36%
Financial Institutions	57.4	1.27%	57.44	0.00%
Travel & Leisure	39.2	0.87%	34.53	13.47%
Tannery Industries	34.9	0.77%	42.22	-17.46%
Jute	34.8	0.77%	44.31	-21.42%
Cement	19.2	0.42%	46.59	-58.81%
Corporate Bond	0.2	0.00%	0.33	-48.48%
Total		100.00%		

BLOCK TRADE (Top 9)				
Code	Qty.	Max Price	Min Price	Value (mn)
ORIONINFU	109,000	360	360	39.24
FINEFOODS	71,801	340	337	24.38
CITYGENINS	231,000	78.2	78.2	18.06
GQBALLPEN	23,749	461	461	10.95
SONALILIFE	136,821	69.8	67.2	9.53
RELIANCE1	599,551	13.9	13	8.04
ISLAMIBANK	214,000	36.3	36.3	7.77
LHB	150,000	46	46	6.90
ACI	21,325	206	206	4.39

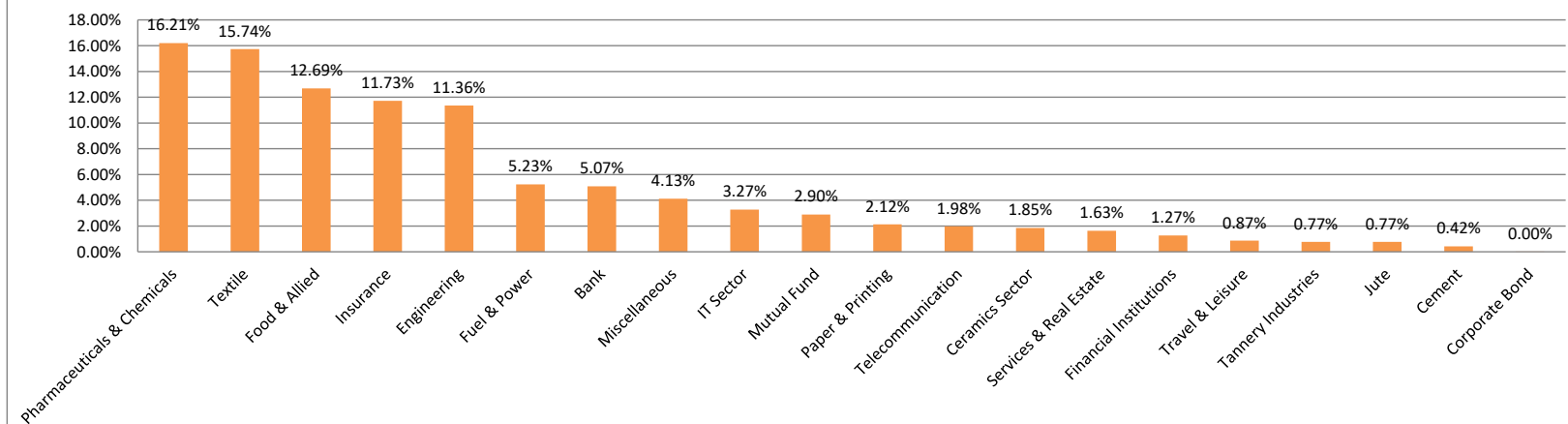
Company Name	Type	Sub. Open	Sub. Close	Min. Subscription

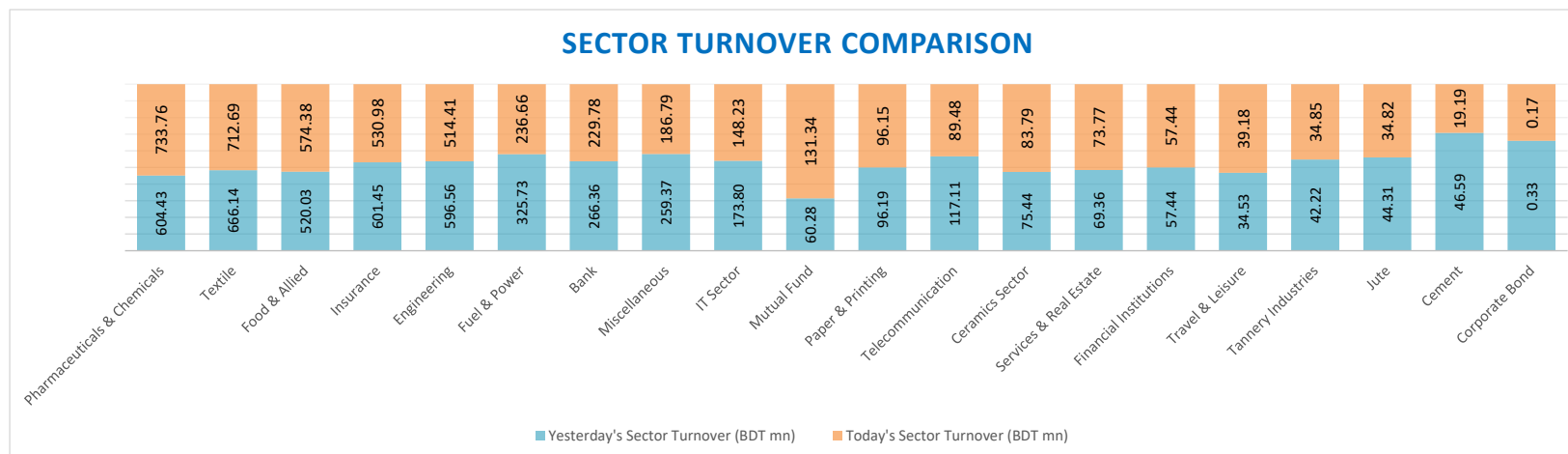
Today's Sector Turnover (BDT mn)

■ Today's Sector Turnover (BDT mn)



Today's Sector Turnover Contribution (%)





DSE KEY INDEX



Important News In Brief

1. Bangladesh's healthcare market is projected to reach \$23 billion by 2033, driven by rising demand for quality care and the increasing prevalence of non-communicable diseases such as diabetes and cancer, a top official of United Hospital Ltd said yesterday (December 13).

*Source: <https://www.thedailystar.net/business/economy/news/healthcare-market-projected-reach-23b-2033-4057851>

2. As part of a long-awaited restructuring, the National Board of Revenue (NBR) has proposed a nearly 47% increase in staff to operate two newly created divisions following the split of the tax authority.

*Source: <https://www.thedailystar.net/business/economy/news/nbr-proposes-47-increase-staff-run-two-new-divisions-4057856>

3. Bangladesh's apparel export to the United States, its single-largest market, circumvents tariff tempests and records a double-digit growth of 18.64%, the highest among major competitors, in the first nine months of 2025.

*Source: <https://thefinancialexpress.com.bd/economy/rmg-export-to-us-beats-bds-competitors>

4. Foreign direct investment (FDI) is essential to curb inflation in Bangladesh, Lutfey Siddiqi, special envoy to the chief adviser on international affairs, has said.

*Source: <https://www.tbsnews.net/economy/foreign-investment-key-curb-inflation-lutfey-siddiqi-1308246>

Disclaimer:

This document ("the Report") is published by EBL Investments Limited (EBLIL) for information only of its clients. All information and analysis in this Report have been compiled from and analyzed on the basis of EBLIL's own research of publicly available documentation and information. EBLIL has prepared the Report solely for informational purposes and consistent with Rules and regulations of BSEC. The information provided in the Report is not intended to, and does not encompass all the factors to be considered in a best execution analysis and related order routing determinations. EBLIL does not represent, warrant, or guarantee that the Report is accurate. EBLIL disclaims liability for any direct, indirect, punitive, special, consequential, or incidental damages related to the Reports or the use of the Report. The Report does not endorse or recommend any particular security or market participant.

*Source: [DSE Website](#)
[CSE Website](#)
www.amarstock.com
[Bangladesh Bank Website](#)