

DSE Key Index Ended Slightly lower With Decreasing Turnover

Index	Mkt.	Today	Yesterday	Change%
DSEX	(DSE)	5,586	5,667	-1.43%
DSE30	(DSE)	1,992	2,018	-1.29%
CSE30	(CSE)	12,294	12,425	-1.06%
TO/MCAP (mn)	Mkt.	Today	Yesterday	Change%
Turnover	(DSE)	6,644	9,680	-31.37%
Turnover	(CSE)	147.1	108.9	35.09%
MCAP	(DSE)	7,044,986	7,116,196	-1.0007%
A/D (DSE)	Mkt.	Today	Yesterday	Change%
Advance	(DSE)	31	135	-77.04%
Decline	(DSE)	343	221	55.20%



Earnings	2024	2023	2022	% Change
BATASHOE: Q1	13.42	9.96		35%
UNIONINS: Q1	0.66	0.89		-26%
ISLAMIINS: Q1	0.72	0.61		18.03%
UTTARABANK: Q1	0.77	0.75		3%
ASIAINS: Q1	0.37	0.21		76%

Corporate News	Record Dt.	AGM Dt.	Dividend	EPS
PURABIGEN	25.06.2024	01.09.2024	10% C	1.19
BANKASIA	20.05.2024	23.06.2024	15% C	1.79
PREMIERBAN	21.05.2024	12.06.2024	12.50% C	3.37
NCCBANK	02.06.2024	01.08.2024	12% C	2.07
SBACBANK	29.05.2024	22.06.2024	2% C	0.66
STANDBANKL	29.07.2024	11.06.2024	2.50% C & 2.50% S	1.27
NRBCBANK	21.05.2024	13.06.2024	11% C	2.4
SOUTHEASTB	10.06.2024	12.08.2024	6% C & 4% S	1.66
DHAKAINS	03.06.2024	08.07.2024	17% C	2.84
UNIONINS	25.06.2024	02.09.2024	10% C	1.81

Top Turnover	CLP	YCP	Value (mn)
EGEN	49.80	51.30	281.81
ORIONINFU	578.70	596.50	205.76
NAVANAPHAR	109.90	113.20	165.74
ADVENT	30.80	31.70	154.97
KOHINOOR	777.10	800.80	150.80
BESTHLONG	38.20	39.30	150.77
SKTRIMS	33.60	32.30	141.59
GHAIL	17.80	16.90	131.28
ORIONPHARM	70.80	72.90	119.19
PARAMOUNT	65.60	67.30	118.92

Top Gainer	CLP	YCP	% Change
RELIANCE1	17.10	15.70	8.92%
KBPPWBIL	197.00	182.50	7.95%
LEGACYFOOT	83.10	78.10	6.40%
UNILEVERCL	1,934.20	1,820.50	6.25%
ARAMIT	296.90	281.70	5.40%
GHAIL	17.80	16.90	5.33%
PRAGATILIF	135.70	129.60	4.71%
SKTRIMS	33.60	32.30	4.02%
ADNTEL	98.70	97.20	1.54%
ICB	67.80	66.80	1.50%

* Z category stocks are excluded.

Top Loser	CLP	YCP	% Change
UNIONINS	38.90	42.90	-9.32%
SPCERAMICS	38.80	40.00	-3.00%
BGIC	42.10	43.40	-3.00%
STYLECRAFT	58.30	60.10	-3.00%
HRTEX	55.20	56.90	-2.99%
AMANFEED	26.00	26.80	-2.99%
GHCL	26.00	26.80	-2.99%
ORIONINFU	578.70	596.50	-2.98%
SONALIPAPR	406.40	418.90	-2.98%
NORTHNRINS	42.30	43.60	-2.98%

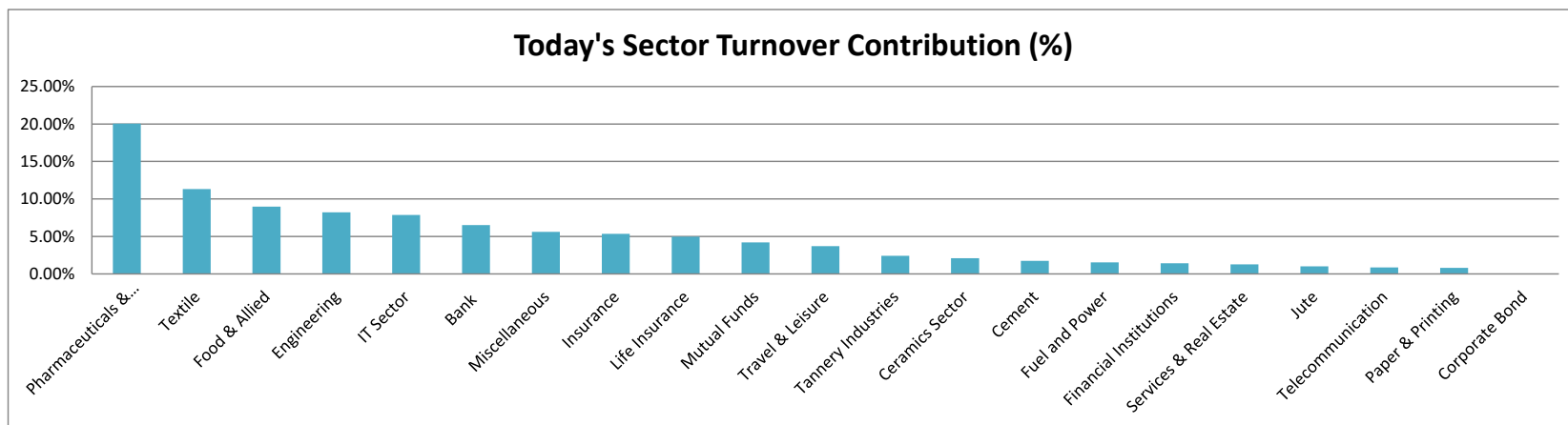
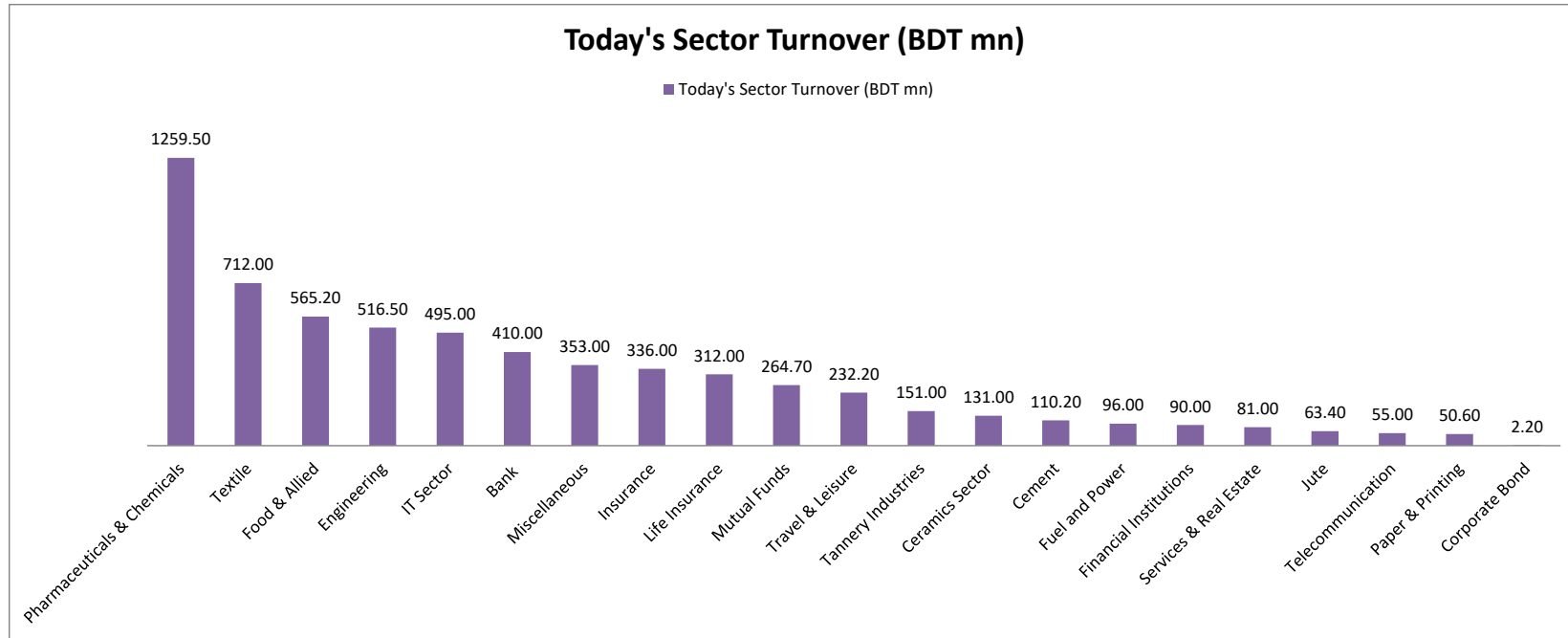
Call Money	USD	GB-POUND	EURO
9.75% - 8.50%	116.50	143.00	125.00

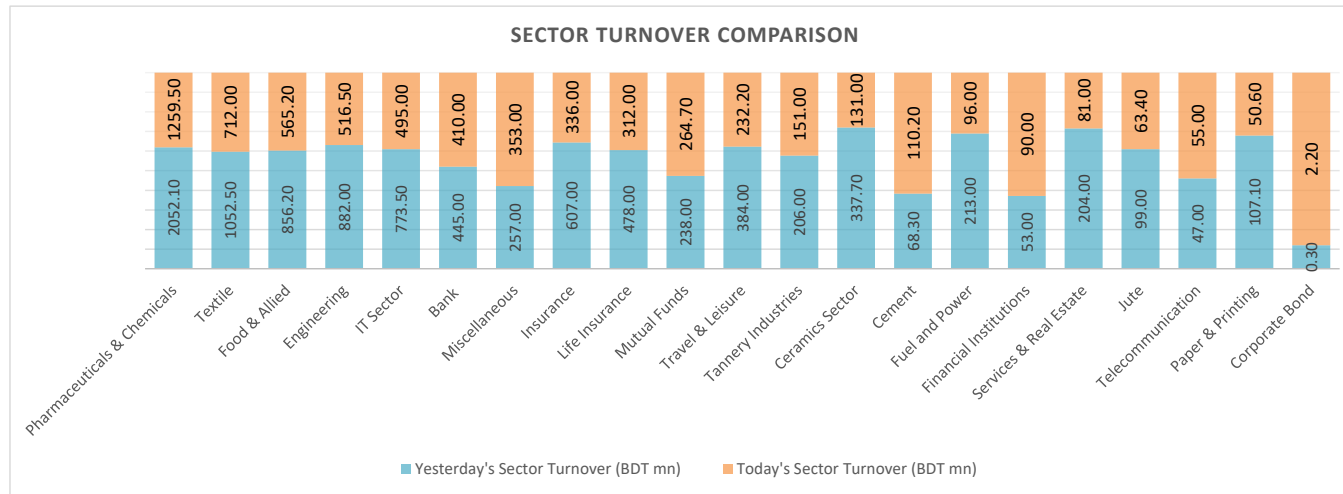
Sector Performance	TO Today (mn)	TO Contribn. %	TO Yesterday (mn)	TO Changes %
Pharmaceuticals & Chemicals	1259.5	20.03%	2,052.10	-38.62%
Textile	712.0	11.33%	1,052.50	-32.35%
Food & Allied	565.2	8.99%	856.20	-33.99%
Engineering	516.5	8.22%	882.00	-41.44%
IT Sector	495.0	7.87%	773.50	-36.01%
Bank	410.0	6.52%	445.00	-7.87%
Miscellaneous	353.0	5.62%	257.00	37.35%
Insurance	336.0	5.34%	607.00	-44.65%
Life Insurance	312.0	4.96%	478.00	-34.73%
Mutual Funds	264.7	4.21%	238.00	11.22%
Travel & Leisure	232.2	3.69%	384.00	-39.53%
Tannery Industries	151.0	2.40%	206.00	-26.70%
Ceramics Sector	131.0	2.08%	337.70	-61.21%
Cement	110.2	1.75%	68.30	61.35%
Fuel and Power	96.0	1.53%	213.00	-54.93%
Financial Institutions	90.0	1.43%	53.00	69.81%
Services & Real Estate	81.0	1.29%	204.00	-60.29%
Jute	63.4	1.01%	99.00	-35.96%
Telecommunication	55.0	0.87%	47.00	17.02%
Paper & Printing	50.6	0.80%	107.10	-52.75%
Corporate Bond	2.2	0.03%	0.30	633.33%

Total 100% * Block trade excluded.

BLOCK TRADE (Top 9)	Code	Qty.	Max Price	Min Price	Value (mn)
	SONALIANS	79470	670	670	53.245
	RELIANCE1	2810000	16.6	15.4	44.172
	AIL	279699	128	128	35.801
	BEXIMCO	210698	107.1	104.1	22.389
	LOVELLO	232330	99	94.4	22.099
	BSRMLTD	221555	90	90	19.94
	BRACBANK	445288	37.9	37.8	16.859
	ACMEPL	750000	22	22	16.5
	AL-HAJTEX	87000	178	177.1	15.417

Company Name	Type	Sub. Open	Sub. Close	Min. Subscription
Techno Drugs Limited	IPO	9/6/2024	13/06/2024	10,000.00





DSE KEY INDEX



Important News In Brief

1. Tax policies should aim for product diversity in the market alongside encouraging well-performing companies to go public as well as attracting more investors, according to the DSE.

*Source: <https://www.tbsnews.net/economy/stocks/supportive-taxation-robust-ipos-stressed-capital-market-growth-850341>

2. According to a central bank report sent to the Financial Institutions Division on 7 May, defaulted loans of state-owned banks have increased by 73.20% to Tk. 85,870 crore in March 2024 since March 2022.

*Source: <https://www.tbsnews.net/economy/banking/state-banks-bad-loans-defy-bb-roadmap-jumps-27-year-850446>

3. Pressure on the external sector of Bangladesh has intensified as the financial account deficit widened owing to higher outflows of international currencies compared to inflows.

*Source: <https://www.thedailystar.net/business/economy/news/pressure-mounts-currency-outflow-intensifies-3609151>

4. Prime Minister Sheikh Hasina 13th May, 2024 directed the finance ministry to formulate a contractionary budget for the upcoming fiscal year to control inflation.

*Source: <https://www.thedailystar.net/business/news/make-budget-tight-control-inflation-3609431>

Disclaimer:

This document ("the Report") is published by EBL Investments Limited (EBLIL) for information only of its clients. All information and analysis in this Report have been compiled from and analyzed on the basis of EBLIL's own research of publicly available documentation and information. EBLIL has prepared the Report solely for informational purposes and consistent with Rules and regulations of BSEC. The information provided in the Report is not intended to, and does not encompass all the factors to be considered in a best execution analysis and related order routing determinations. EBLIL does not represent, warrant, or guarantee that the Report is accurate. EBLIL disclaims liability for any direct, indirect, punitive, special, consequential, or incidental damages related to the Reports or the use of the Report. The Report does not endorse or recommend any particular security or market participant.

*Source: [DSE Website](#)
[CSE Website](#)
www.amarstock.com
[Bangladesh Bank Website](#)
[Sonal Bank Website](#)